



The 21st Century
vision on
caries management,
now brought into your
daily practice

./CC./

Minimum Intervention

A 21st century vision on Patient Caries Management



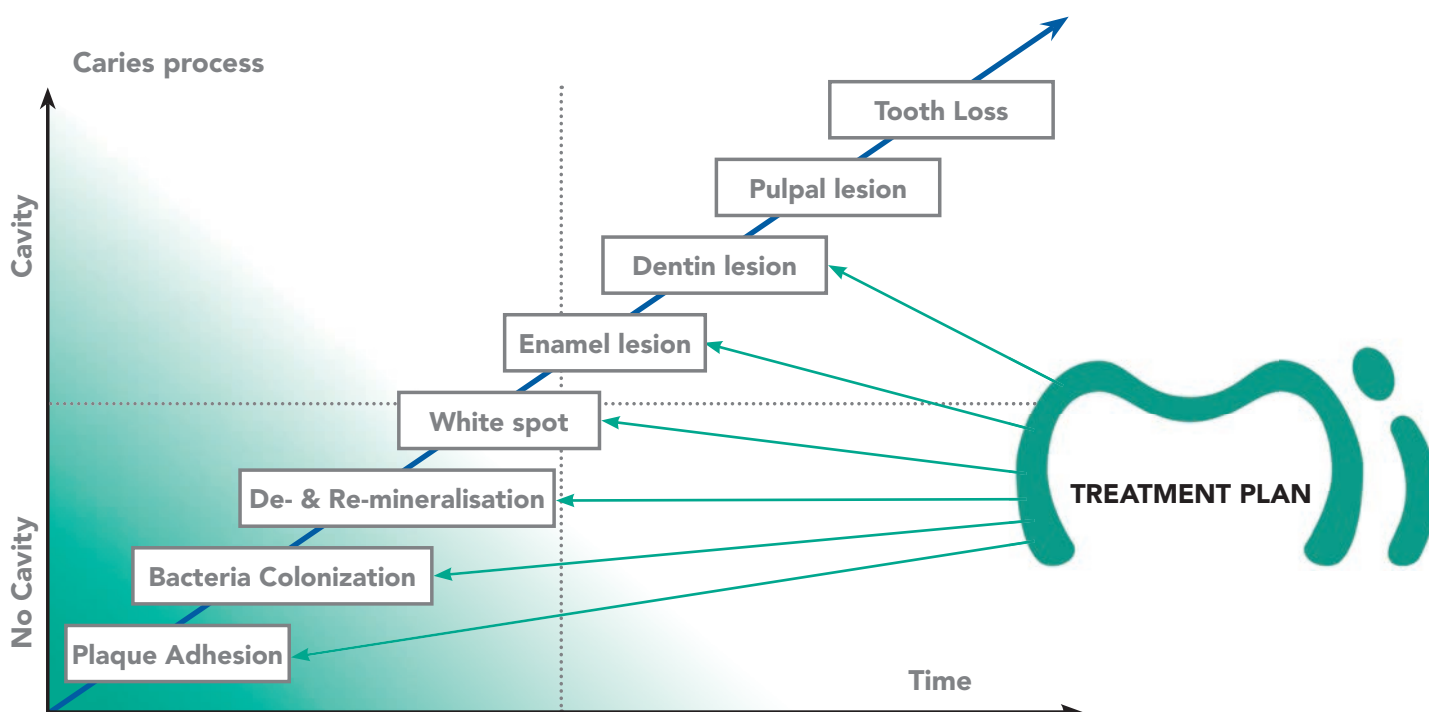
“The concept of minimal intervention dentistry has evolved as a consequence of our increasing understanding of the caries process and the development of adhesive restorative materials. It is now recognized that demineralized but non-cavitated enamel and dentin can be ‘healed’ and that the surgical approach to the treatment of a caries lesion along with ‘extension for prevention’ as proposed by G.V. Black is no longer tenable”

Source: Tyas MJ. et al. Minimal intervention dentistry – a review, FDI Commission Project 1-97. Int Dent J 2000; 50: 1-12.

The caries process

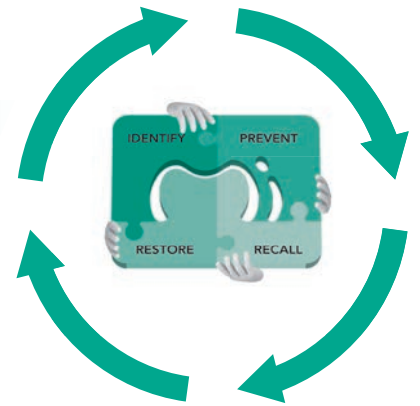
Although the primary aetiology is bacterial, dental caries development is also deeply associated with a patient’s lifestyle and may be classified as a lifestyle-related disease. Therefore, the onset of dental caries may be prevented or its risk reduced by maintaining a healthy diet and daily oral hygiene.

The diagram below helps us to understand the progression of the caries process and how MITP implementation can assist your patient to have better oral health.



Source: Adopted from J Minim Interv Dent 2009; 2 (2)

A holistic approach to Patient Caries Management



Beneficial for both the dental team and the patient

The MI approach can help to improve patient communication and motivation. It encourages patients to visit the practice on a regular basis without the fear of pain and discomfort. Together with regular recall and the patient-centered MI approach, practices can enjoy significantly increased profitability and an enhanced positive reputation in their communities.

MI Treatment Plan

The GC Europe MI Advisory Board presents an evidence-based and patient-centered MI approach for use in routine dental practice based on four key phases:



MI IDENTIFY

The examination of a patient is not limited to the teeth but also takes into account the caries risk factors like diet, brushing habits and saliva. By executing simple chairside tests, an appropriate treatment and prevention programme can be planned. In addition, the test results can be used to educate and motivate patients and ensure their compliance.



MI PREVENT

If a patient is willing to change his or her habits, preventing caries from advancing is indeed possible. In practice, a combination of professional mechanical tooth cleaning, the use of remineralising products and a healthy diet reduces caries risk factors and promotes remineralisation.



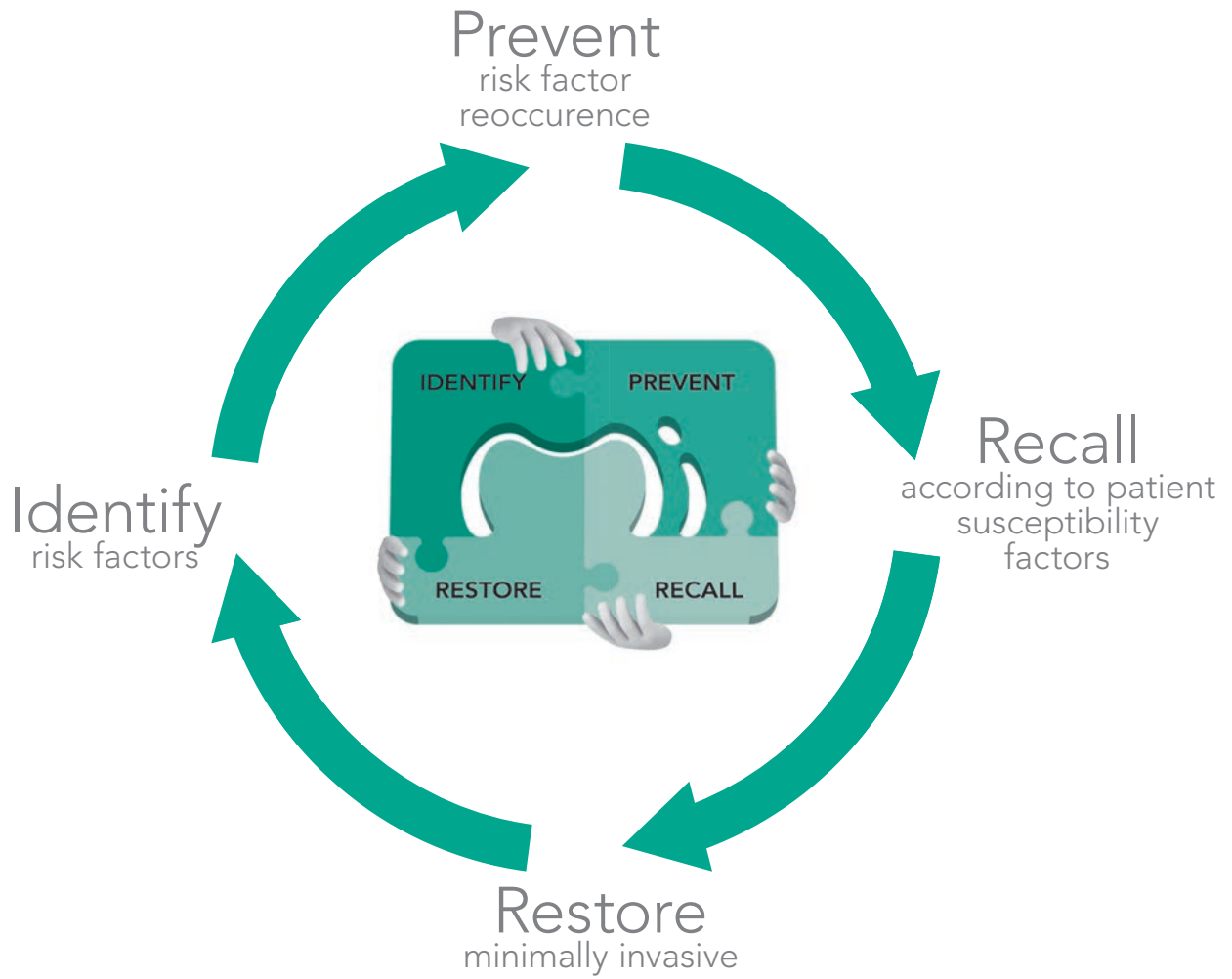
MI RESTORE

Restorative MI interventions are based on the principle of maximal preservation of natural tooth structure. Early lesions can be healed by non-invasive remineralisation treatments whilst minimally invasive cavities can be filled with biomimetic materials such as Glass Ionomer Cement.



MI RECALL

In cariology, standard recall schemes in which patients see the dentist twice a year have long been used. This frequency is too long for high risk patients and for some with very low susceptibility it is perhaps too short. The MI treatment plan allows you to give your patients the most individually tailored recall period by taking into consideration their unique risk factors.



Source: Adopted from J Minim Interv Dent 2009; 2 (2)

For more information please visit <http://mi.gceurope.com>

Completing the picture of MI

As a dental company, GC is a pioneer in taking the initiative not only to advance product development but also to support the evolution of the latest concept of dentistry: 'Minimal Intervention Dentistry'

MI Advisory Board

The GC Europe 'MI Advisory Board' is a pan-European group of top level academics, researchers and general dental practitioners. Through creative collaboration they have established the Minimal Intervention Treatment Plan (MITP) as a guide for the implementation of the MI philosophy into routine dental practice.

The primary objective of the MITP is to clarify and simplify patient-centered management pathways which a dental team can follow with the patient. Thanks to this systematic approach the processes of diagnosis, prevention, treatment and control can become a regular part of dental care, thus contributing to enhanced patient quality of life.

Source: *J Minim Interv Dent* 2009; 2 (2)

MI Testimonials

"The concept of MI has transformed a simple operative procedure into an approach which addresses the risk factors that cause a caries lesion. Due to this, it is possible to intercept caries lesion development, remineralise initial lesions, use minimally invasive techniques which preserve healthy dental tissues and restore teeth using modern adhesive materials."

Prof. Ivana Miletić, University of Zagreb, Croatia.

"The minimal intervention philosophy in dental practice helps the dental team engage with, motivate and care for the oral and dental health of patients, empowering the patient to take responsibility in looking after their own oral health, so preventing further invasive dental care in the future."

Prof. Avijit Banerjee, King's College London, UK.

"MI protocols are not a substitute for the daily practice of dentistry, and they don't require dramatic changes; they can simply be added, creating both clinical and economic benefits."


Dr. Joanna Nowakowska, University of Milan, Italy

"MI Dentistry provides value to patients which increases their loyalty and becomes an interesting business model in changing times. MI is an opportunity to play a role in Twenty-First Century dentistry."

Dr. José Zalba, Pamplona, Spain

"As a university lecturer, I have noticed great interest in MI concepts among patients, colleagues and students. Over the years we have developed protocols and marketing plans that allowed us to successfully manage dental pathologies, but also increase the general income of the clinic. And now, many of my colleagues and newly graduated students are applying the same protocols in their own clinics."

Dr. M. Basso, University of Milan, Italy



GC Product Solution for every MITP Phase

MI IDENTIFY

By performing **simple chairside tests** the appropriate treatment and prevention programme can be planned. In addition, the test results can be used to educate, and motivate patients and ensure their compliance.



GC Tri Plaque ID Gel™ is a unique 3-tone disclosing gel that indicates the age and the pH of the plaque.

GC Saliva-Check BUFFER evaluates the quality, quantity, pH and buffering capacity of saliva.

MI PREVENT

In addition to a healthy lifestyle and diet and the correct oral hygiene regimen, additional products can enhance the effectiveness of prevention.



GC Tooth Mousse is a topical **remineralisation** crème containing Recaldent™(CPP-ACP). It protects teeth, restores the oral mineral balance, reduces hypersensitivity and enhances the natural flow of saliva.



GC MI Paste Plus™ contains Recaldent™(CPP-ACP) with **900ppm fluoride** for enhanced **remineralisation** for high-risk patients.



GC Fuji Triage® is a low viscosity self-adhesive Glass Ionomer with high Fluoride release that protects, seals and fortifies pits and fissures.

MI RESTORE

Modern restorative materials based on adhesive technology allow you to follow the minimally invasive restorative procedures.



GC Equia™ is a unique long-term Glass Ionomer based technology that offers maximum prevention for high risk patients.



GC G-aenial™ Universal Flo offers ideal viscosity and thixotropy for restoring minimum intervention cavities.

COMFORT AND PROTECTION



GC Dry mouth Gel helps relieving dry mouth and providing long lasting comfort. Neutral pH, sugarfree gel.