
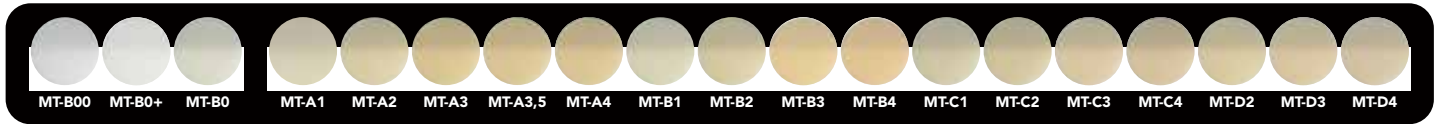


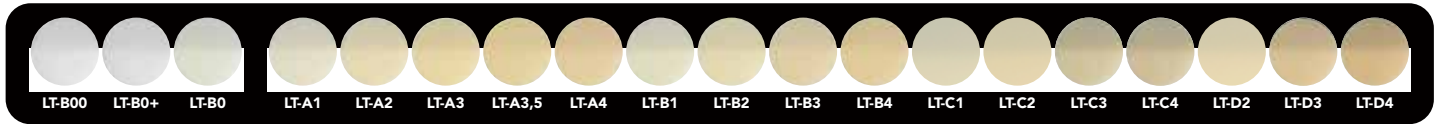
## High Translucency (HT)



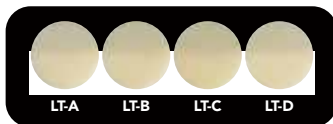
## Medium Translucency (MT)



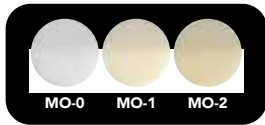
## Low Translucency (LT)



## Low Translucency - One Body Concept (LT-IQ)



## Medium Opacity (MO)



Unparalleled Aesthetics  
Available in 4 Translucencies



### HT (Enamel Replacement)

Best transparency match to natural tooth enamel, does not look dark (low value) in the mouth.

### MT (Press & Stain)

V-Shade line-up with warm colors from the GC Initial family of ceramic materials.

### LT (Stain or layer)

Low translucency ingots, following the V-Shade line-up. Ideal for staining or cut-back layering with GC Initial LiSi.

### LT-IQ (One Body Concept A, B, C, D or Layer)

Compact color line-up following the GC Initial IQ - One Body Concept.

### MO (Layering)

Thanks to strong fluorescence, a life-like sense of color can be reproduced when veneering with with GC Initial LiSi.



## Shade Selection

- Simple shade line up
- Reduction of inventory and cost
- Adaptable for a highly aesthetic build-up

Translucency Level	Bleach			A1	A2	A3	A3.5	A4	B1	B2	B3	B4	C1	C2	C3	C4	D2	D3	D4
HT	HT-EXW	BLE+	HT-BLE	HT-E58		HT-E59		HT-E60	HT-E57	HT-E59			HT-E60	HT-E59		HT-E60		HT-E59	
MT	MT-B00	B0+	MT-B0	MT-A1	MT-A2	MT-A3	MT-A3,5	MT-A4	MT-B1	MT-B2	MT-B3	MT-B4	MT-C1	MT-C2	MT-C3	MT-C4	MT-D2	MT-D3	MT-D4
LT	LT-B00	B0+	LT-B0	LT-A1	LT-A2	LT-A3	LT-A3,5	LT-A4	LT-B1	LT-B2	LT-B3	LT-B4	LT-C1	LT-C2	LT-C3	LT-C4	LT-D2	LT-D3	LT-D4
LT-IQ				LT-A				LT-B				LT-C				LT-D			
MO	MO-0			MO-1		MO-2		MO-1		MO-2		MO-1				MO-2			

