



# GRADIA

MODULAR COMPOSITE SYSTEM FOR INDIRECT RESTORATIONS



## GRADIA® PLUS – Opaque

**OPAQUE**  
0.5 mm



## GRADIA® PLUS – Paste Heavy Body


**DENTIN**  
1.0 mm



**ENAMEL**  
1.0 mm




**OPAQUE DENTIN**  
1.0 mm

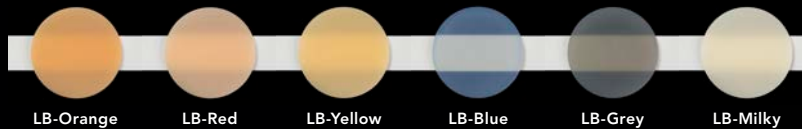


## GRADIA® PLUS – Paste Light Body

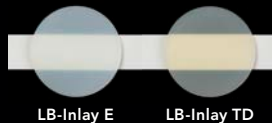
**BASE**  
1.0 mm



**EFFECT**  
1.0 mm



**INLAY**  
1.0 mm



**BLEACH**  
1.0 mm




Image by S. Maffei

This chart is intended as a reference guide only



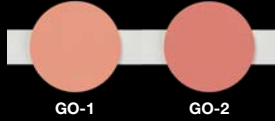
# GRADIA

MODULAR COMPOSITE SYSTEM FOR INDIRECT RESTORATIONS



## GRADIA® PLUS – Gum

**GUM OPAQUE**  
0.5 mm

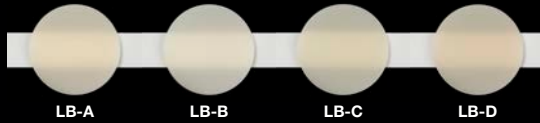


**GUM LIGHT BODY**  
**GUM HEAVY BODY**  
1.0 mm




## GRADIA® PLUS – One Body

**DENTIN**  
1.0 mm



**BLEACH**  
1.0 mm



## GRADIA® PLUS – Lustre Paint

