

Oral health behavior among aging population – a global survey




Ageing Population – time to act
IADR Symposium 2020 Washington D.C

Heikki Murtomaa


Professor and Head em.

Department of Oral and Maxillofacial Diseases

University of Helsinki, Finland



Global Oral Health
Survey




Global Oral Health
Survey

Global Oral Health Survey

Aims


To map out oral health behaviours of adult populations and to understand their oral health related conceptions worldwide



Global Oral Health
Survey


Material and Methods

- 8774 Individuals
- 29 countries worldwide surveyed
- Approx. 300 respondents per country
- 30 closed Questions and 5 Open Questions
- Categorization of respondents according to gender and elementary, secondary or high education level
- Data Collection performed by the Company Key-Stone as an E-survey in late 2018

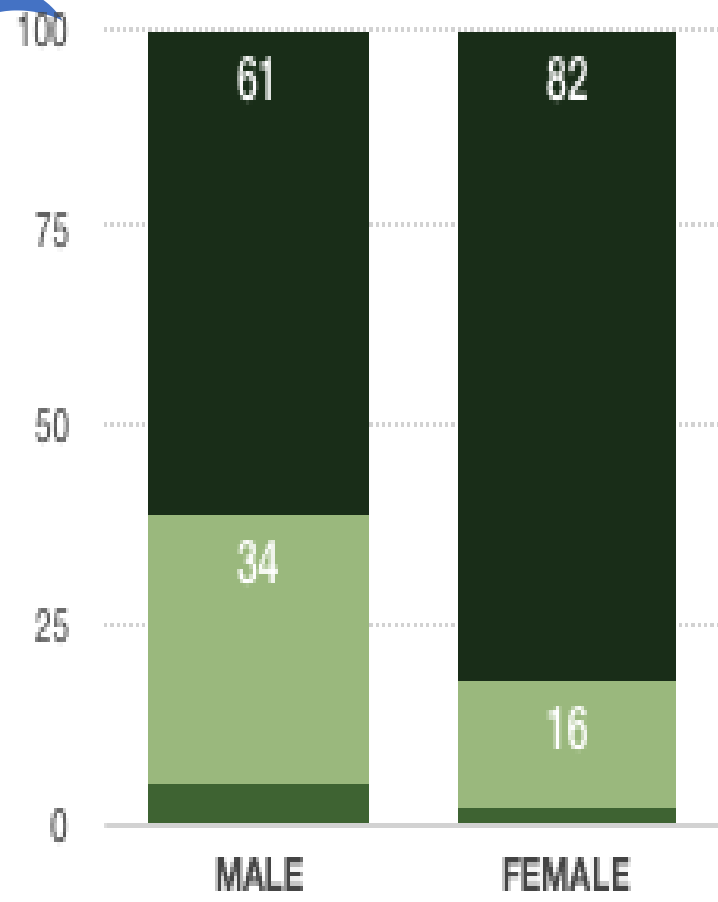


Global Oral Health
Survey

Age groups in years N = 8774	Male %	Female %	Total %
25 - 35	44	56	22
36 - 45	50	50	22
46 - 55	52	47	23
56 - 65	54	46	17
65 -	57	43	16

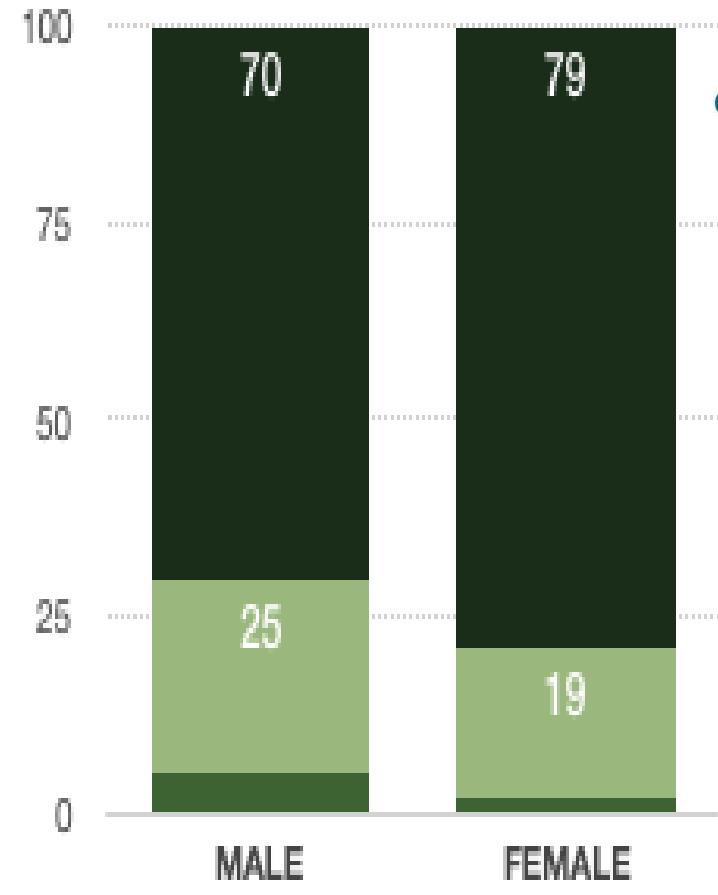


Toothbrushing 65 + years N = 1370



■ < 1 day
 ■ once a day
 ■ more than once a day

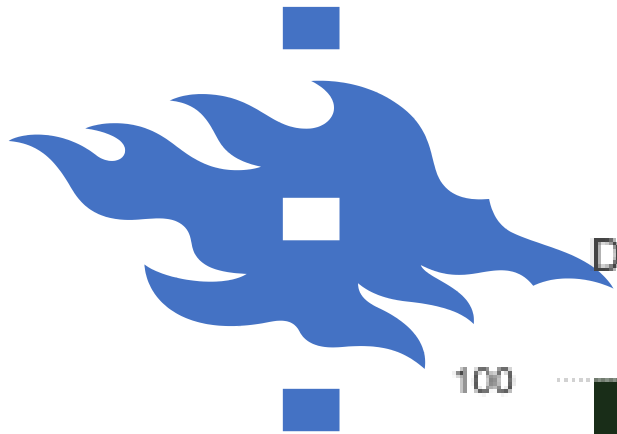
Toothbrushing 25 - 55 years N = 5925



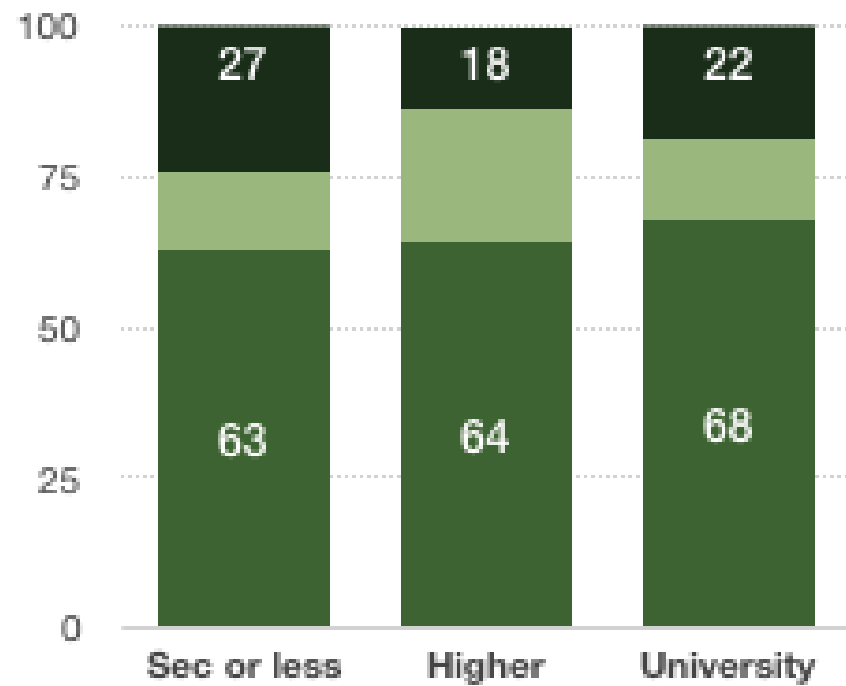
■ < 1 a day
 ■ once a day
 ■ more than once a day



Global Oral Health Survey



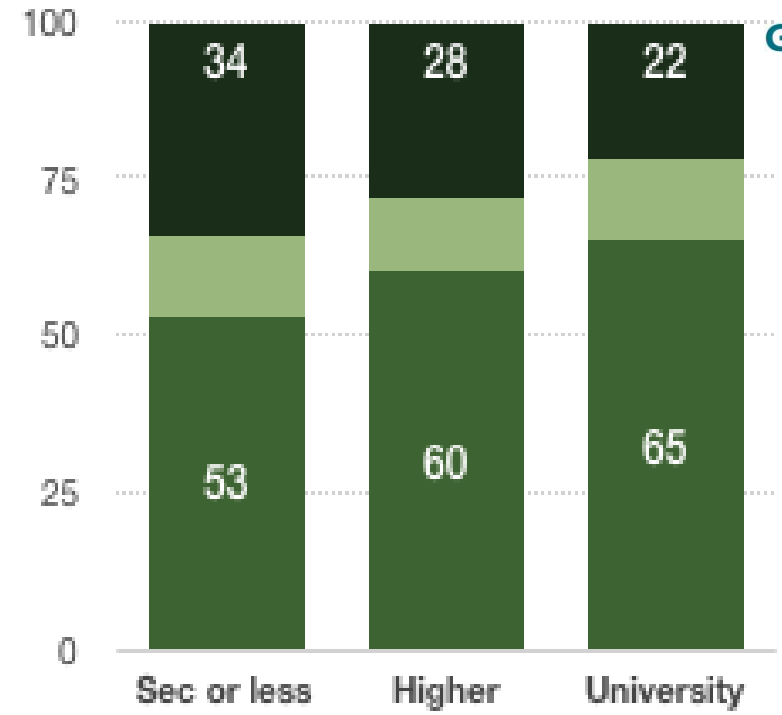
Dental visits and education 65+ years N = 1152



less than once every 2-3- years
 every 2-3- years
 once a year or more often




Dental visits and 25 - 55 years and education N= 5203

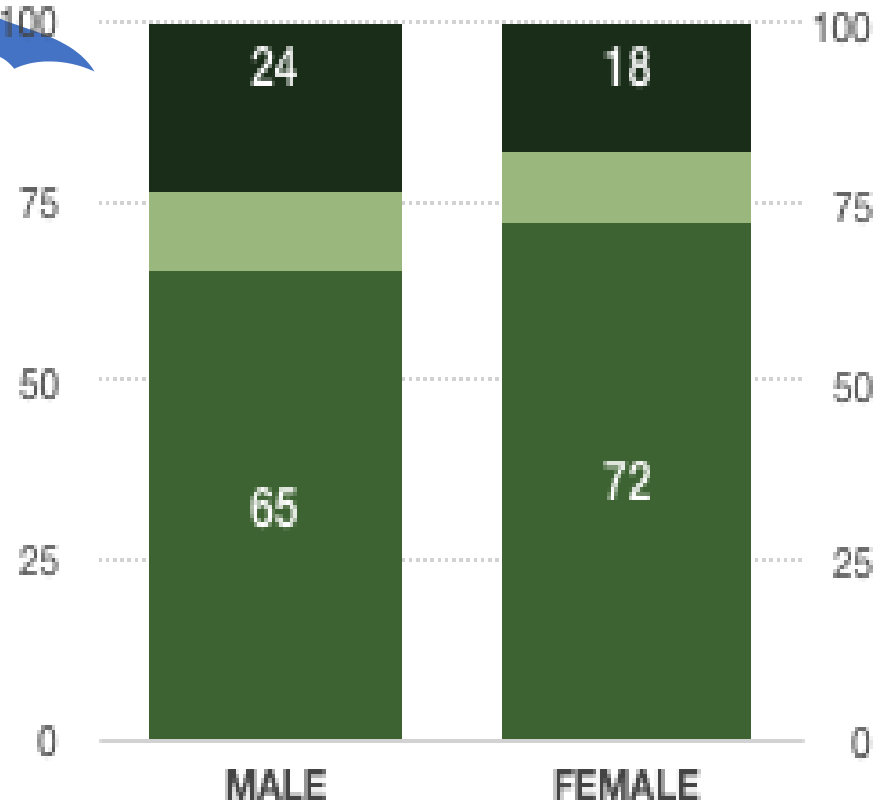


once a year or more often
 every 2-3 years
 less than every 2-3 years

Global Oral Health Survey

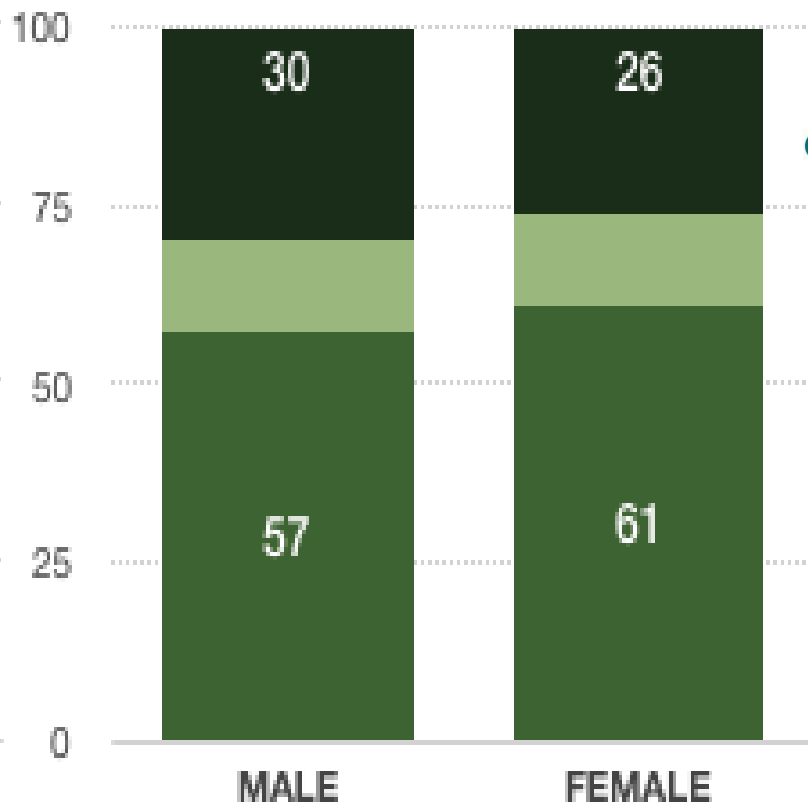


Dental visits 65+ years N= 1370



- less than once every 2-3- year of
- every 2-3- years
- once a year or more often


Dental visits 25 - 55 years N = 5925



- less than once every 2-3- year of
- every 2-3- years
- once a year or more often




Global Oral Health Survey




Global Oral Health
Survey

Reasons not to visit a dentist 65 + years N = 443	Male N= 278	Female N=165
Trouble in finding a dentist	2	3
Afraid of dental treatment	9	17
Inconvenient location of office	1	2
High cost of treatment	31	32
No perceived need	37	32
No natural teeth	20	14




National Oral Health Survey

Currently bothering problems 65+ years N = 1152	Low N= 485	Medium N= 373	High N= 294
Appearance of a tooth/teeth	13	19	15
Tooth/teeth colour	17	21	19
Breath odor	9	9	13
Toothache	6	2	8
Loose tooth/teeth	12	12	8
Bleeding gums	8	8	9



Global Oral Health
Survey

Currently bothering problems 65+ years N = 1152	Low N= 485	Medium N = 373	High N= 294
Sensitive tooth/teeth	12	16	15
Malposition of tooth/teeth	5	12	10
Jaw pain/clicking sound	5	6	5
Sore tongue/mucosa	3	4	3




Global Oral Health
Survey

Often or occasionally experienced situation during last 12 month 65+ years N = 1152	Low N = 485	Medium N = 373	High N = 294
Dry mouth	28	31	19
Difficulty in biting	24	24	16
Pain	18	16	14
Bad breath	16	19	17
Problems in sleeping	15	17	14
Difficulties with speech	1	5	4



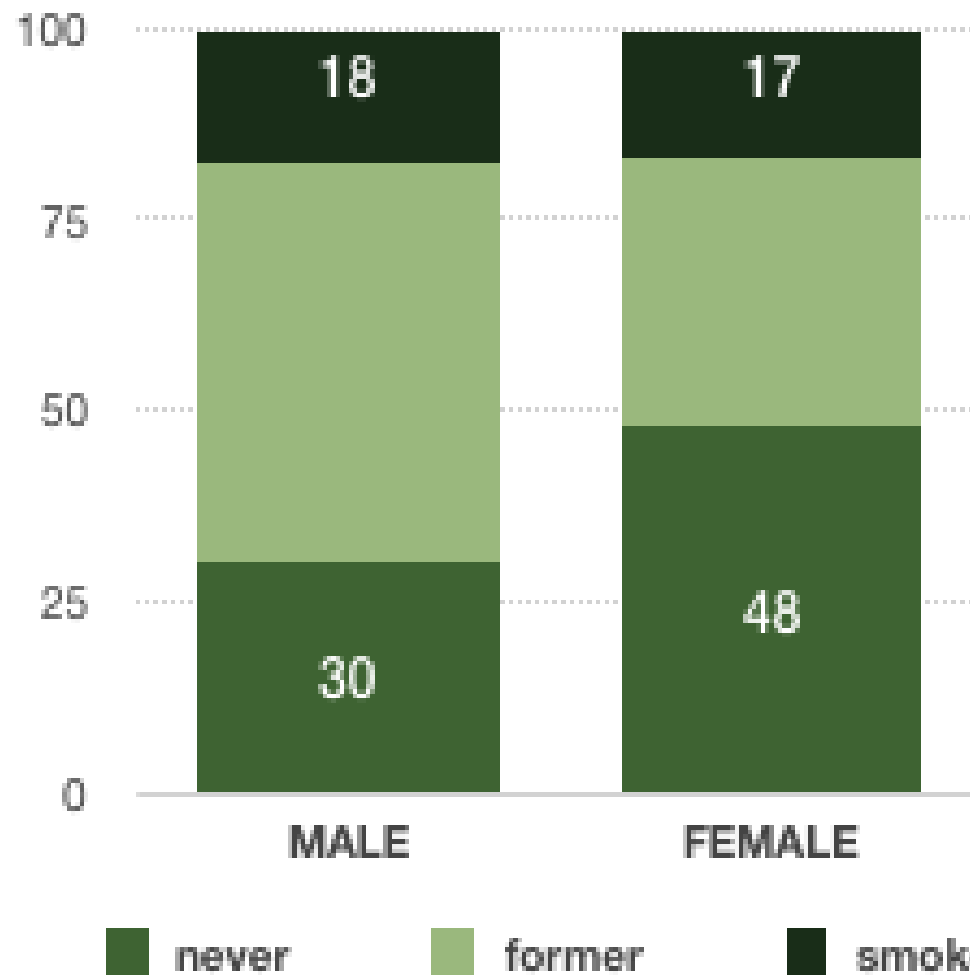
National Health Survey

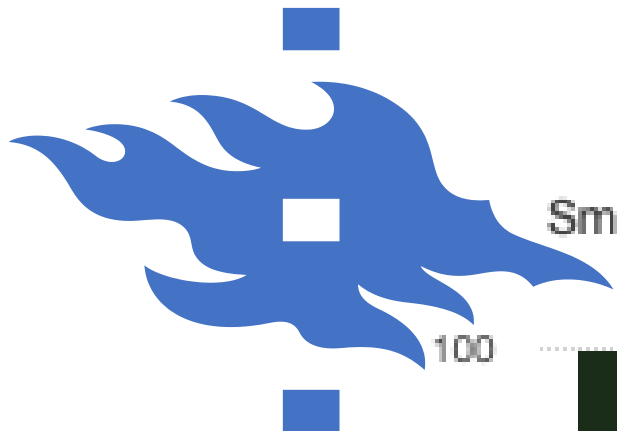
Often or occasionally experienced situation during last 12 month 65+ years N = 1152	Low N = 485	Medium N = 373	High N = 294
Avoid smiling	12	10	8
Reduced social participation	6	6	8
Take days off work	4	2	4
Difficulties in normal activities	9	7	6
Embarrassment	13	10	10



Global Oral Health
Survey

Smoking 65 + years N = 1370

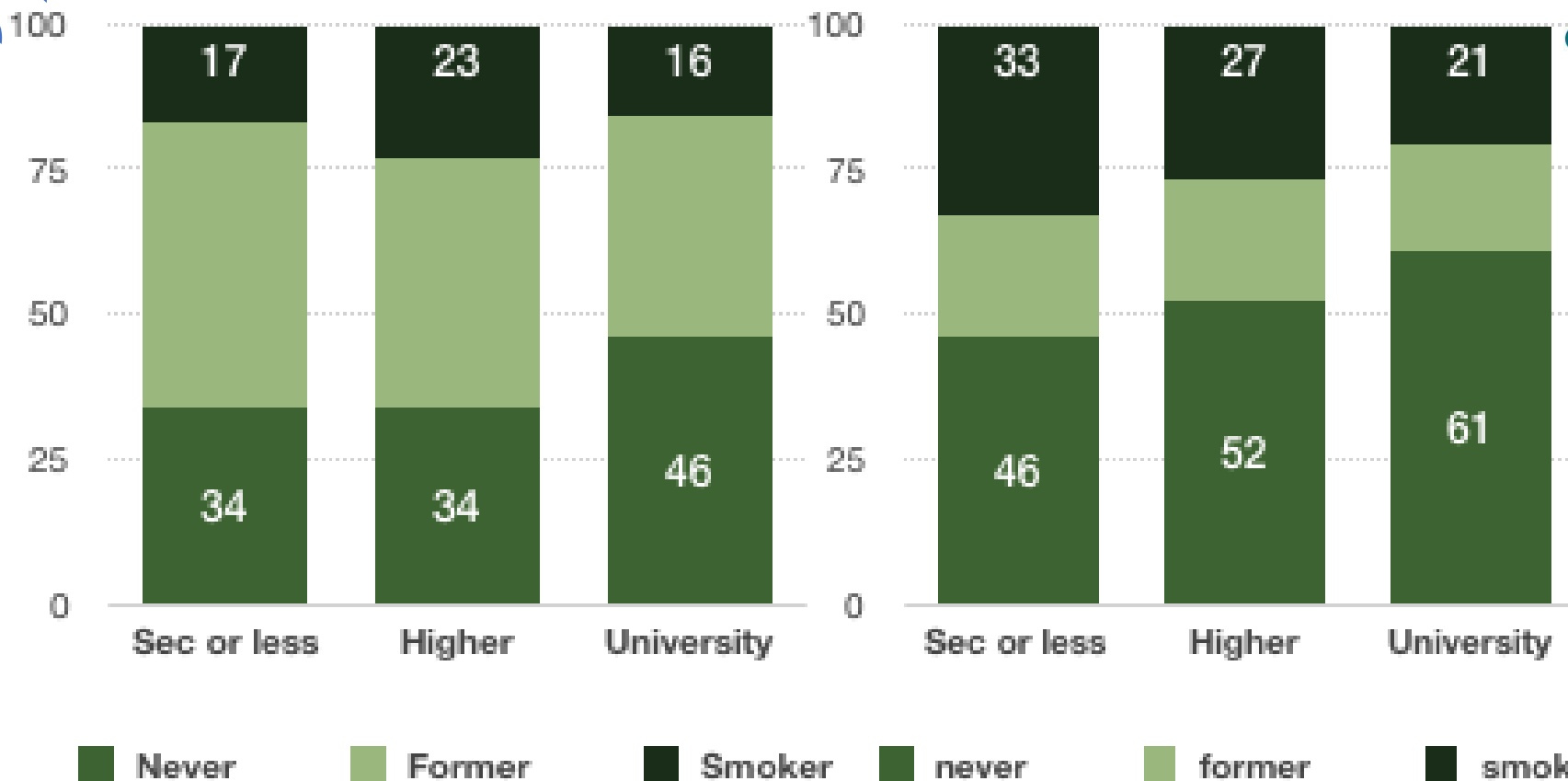





Global Oral Health Survey

Smoking 65+ years and education
N= 1152

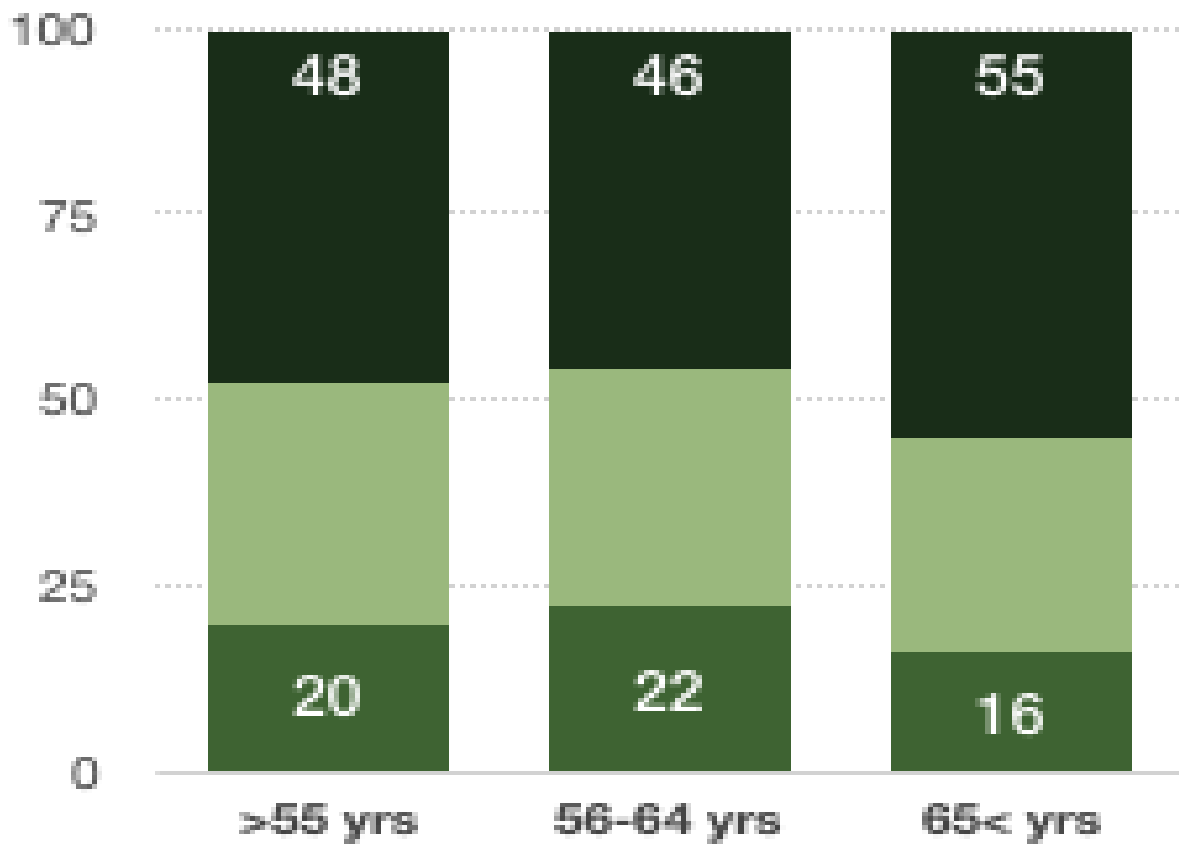
Smoking and 25 - 55 years and education
N= 5203






Global Oral Health Survey

Satisfaction with health of your teeth N = 8774



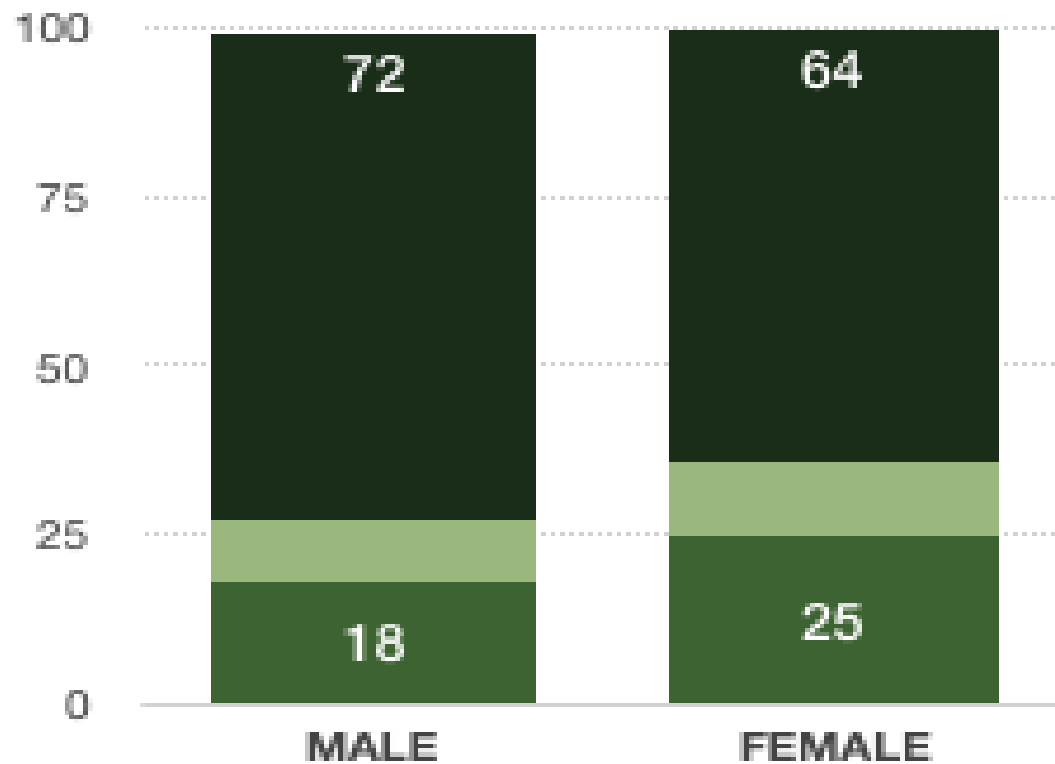
 very unsatisfied and unsatisfied  do not know
 very satisfied and satisfied




As I grow older i accept the fact
that I will lose some of my teeth
65 + years N = 1370



Global Oral Health
Survey




■ fully/somewhat agree ■ do not know
■ somewhat / fully disagree



CONCLUSIONS

- Behaviour related rates found are rather underestimates than overestimates
- There is room for improvement of self-care
- Aging population suffers from several oral health problems
- Dental visit, satisfaction with health of teeth and smoking more frequent than in younger populations
- Deterministic attitudes to oral health prevails



**Global Oral Health
Survey**



Global Oral Health
Survey

Thank you for your attention!
Special thanks to GC Company
for financial support in executing
this survey!